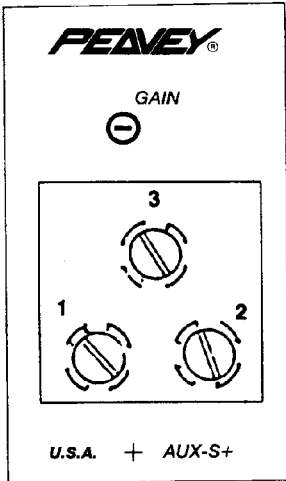




# MA™ SERIES MODULE AUX™-S+

Auxiliary Preamp Module With Screw Terminals And Muting



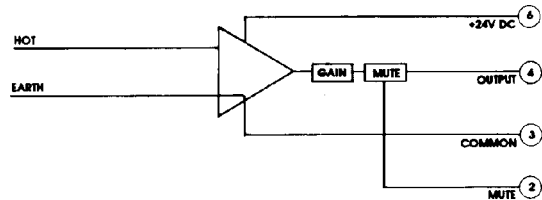
Controls overall output level of the module

Screw terminal input panel. Terminal no. 3 is positive.

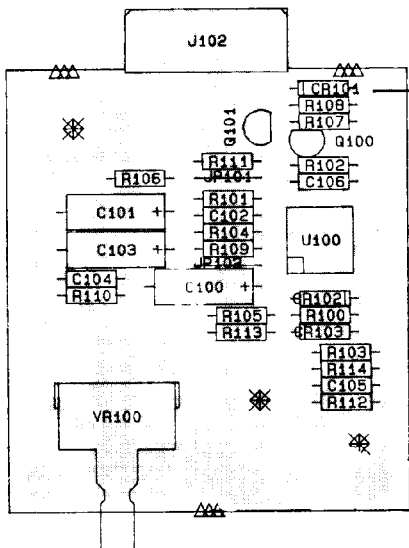
Terminals 2 and 1 are ground.

## INSTALLATION:

The module installs at the rear panel of products accepting the standard 6-pin card-edge module connection. Align card-edge connector with top and bottom circuit board guides. Snap module into card-edge socket, push flush with rear panel and install (furnished) mounting screws.



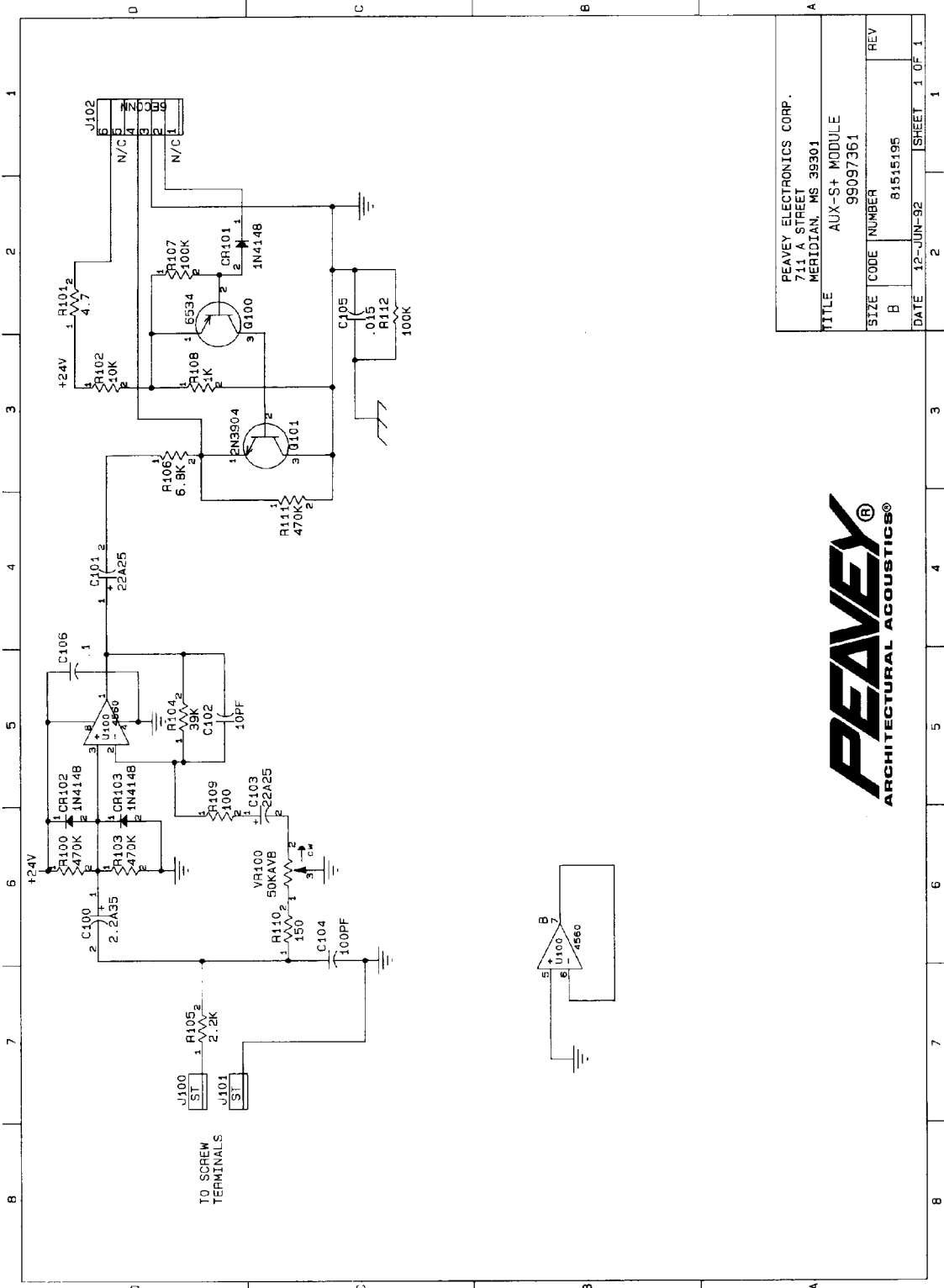
## BLOCK DIAGRAM



To defeat muting capabilities clip this diode.

## SPECIFICATIONS:

<b>Gain:</b>	+40 dB to -30 dB
<b>Input Sensitivity:</b>	1 mV - 3.2V
<b>Frequency Response:</b>	20 Hz to 20 kHz $\pm$ .5 dB
<b>S/N Ratio:</b>	90 dB
<b>Muting Level:</b>	60 dB
<b>Power:</b>	+24V DC
<b>Control:</b>	Gain
<b>Mounting:</b>	Edge card connector
<b>Weight:</b>	2.7 oz.
<b>Dimensions:</b>	3.07" H x 1.38" W x 3.46" D
<b>Load Impedance:</b>	10K ohm



PEAVEY ELECTRONICS CORP. 711 A STREET MERIDIAN, MS 39301	
TITLE AUX-S+ MODULE	
SIZE B	CODE NUMBER 99097361
REV	81515195
DATE 12-JUN-92	SHEET 1 OF 1

Features and specifications subject to change without notice.

A Division of Peavey Electronics Corporation  
 711 A Street / Meridian, MS 39301 / U.S.A. / (601) 483-5376 / Telex 504115 / Fax 486-1278  
 #80301698  
 ©1992

Printed in U.S.A. R/92