

RBS™ 2

SPECIFICATIONS

SPECIFICATIONS

Frequency Response:

1 meter on-axis swept sine in anechoic environment:
50 - 150 Hz

Low Frequency Limit (-3 dB point):

50 Hz

Useable Low Frequency Limit (-10 dB point):

40 Hz

Power Handling:

600 W continuous (49 V RMS)
1200 W program

Sound Pressure Level 2 Volts at 1 meter in Anechoic Environment:

101 dB

Maximum Sound Pressure Level:

127 dB continuous
130 dB peak

Transducer Complement:

(2) 1505-8 KA Black Widow®

Impedance:

(Nominal): 4 ohms
(Minimum): 2.5 ohms

Input Connections:

One ¼" jack - full range
One ¼" jack - biamp low

Output Connections:

Two ¼" jacks - high frequency outputs
(Operable only when input is to full range jack.)

Enclosure Materials and Finish:

¾" plywood, black carpet covering, black steel corners

Dimensions:

24¼" (61.6 cm) W x 37" (94 cm) H x
24¾" (62.9 cm) D

Net Weight:

144 lbs. (65.5 kg)

DESCRIPTION

The RBS™ 2 is a refinement in the design of our RBS™ 1 enclosure. By using techniques which were employed in the design of the UDH™-Sub and advanced computer simulations, we were able to improve on the RBS-1. These improvements are higher SPL for a given input, more low end and even lower distortion.

With a bandpass type of enclosure, such as the RBS 2, a driver is mounted in a closed box and a vented box is put in front of the driver. This vented front chamber is tuned to a range of frequencies so that it resonates with a small amount of power input. This enables the RBS 2 to be very efficient at low

frequencies with an enclosure that is smaller than conventional designs giving comparable performance. Pseudo-compression chambers are used as front and rear air volumes for both of the 15" Black Widow® drivers in the RBS 2. This decreases the non-linearities due to air (decreases distortion) as well as helps to control cone motion to improve power handling.

Input to the RBS 2 is provided by a full range input, which routes the signal through a passive low pass filter; or a biamp low input; which leads directly to the driver (for use with an active crossover). Two high pass outputs are provided so that one or two 8 ohm enclosures may be used in connection with the RBS 2 as a sub-woofer without the need for external crossover components. Handles are provided on the unit and it is covered in black carpet with steel corners for protection. The RBS 2 will develop an SPL of 101 dB with 1 W input at 1 meter. Bandwidth is 50 - 150 Hz. Nominal impedance is 4 ohms.

FREQUENCY RESPONSE

The frequency response of the RBS 2 is measured in an anechoic environment at a distance of 1 metre while using a 2V swept sine input. This measurement is useful in determining the accuracy with which the enclosure reproduces the input signal. As shown in Figure 1, the RBS 2 delivers excellent low frequency response.

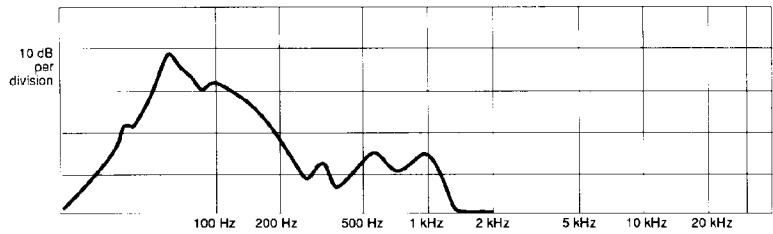


Figure 1. FREQUENCY RESPONSE

POWER HANDLING

There are many different approaches to power handling ratings. Peavey rates this speaker system's power handling using a modified form of the AES Standard 2-1984. Utilizing audio band (20 Hz-20 kHz) pink noise with peaks over four times the RMS level, this strenuous test signal assures the user that every portion of this system can withstand today's high technology music. The test signal contains large amounts of very low frequency energy, effectively simulating the frequency content of live music situations. The full measure of high frequencies in the test signal allow for exposure of the speaker system to synthesize tone that may extend beyond audibility. This rating is contingent on having a minimum 3 dB of amplifier headroom available.

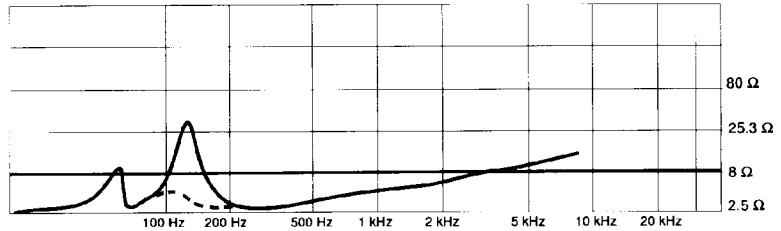



Figure 2. IMPEDANCE

ARCHITECTURAL & ENGINEERING

The loudspeaker system shall have an operating bandwidth of 40 - 150 Hz. The output level shall be 101 dB when Measured at a distance of one meter with an input of two volts. The nominal impedance shall be 4 ohms. The continuous power handling shall be 600 watts. Maximum program power of 1,200 watts, with a minimum amplifier headroom of 3 dB. The outer dimensions shall be 37 inches high by 24¼ inches wide by 24¾ inches deep. The weight shall be 144 pounds. The loudspeaker system shall be a Peavey model RBS 2.

ONE YEAR LIMITED WARRANTY —

NOTE For details, refer to the warranty statement. Copies of this statement may be obtained by contacting Peavey Electronics Corporation, P. O. Box 2898, Meridian, Mississippi 39302-2898.



MADE IN U.S.A.

RBS™ 2

BASS ENCLOSURE

A PRODUCT OF PEAVEY ELECTRONICS CORP.
MERIDIAN, MS


WARNING: THIS SPEAKER SYSTEM CAN PERMANENTLY DAMAGE HEARING! USE EXTREME CARE SETTING MAXIMUM LOUDNESS!

MAX POWER: 1200W RMS (PROGRAM)
600W RMS (48V RMS CONT.)

IMPEDANCE: 4 OHMS


CROSSOVER: 150 Hz

FULL RANGE




INPUTS

BI-AMP LOW




HI



8 Ω

HI



8 Ω

OUTPUTS



Features and specifications subject to change without notice.

Peavey Electronics Corporation 711 A Street / Meridian, MS 39302-2898 / U.S.A. / (601) 483-5365 / Telex: 504115 / Fax: 484-4278