



HV[™] 1200

Two-Way Sound System

SPECIFICATIONS

SPECIFICATIONS

Enclosure:

HV[™] 1200

Frequency Response, 1 Meter on Axis, Swept Sine Averaged Across Operating Bandwidth in Anechoic Environment:

60-17 kHz \pm 3 dB

Low Frequency Limit (-3 dB Point):

60 Hz

Usable Low Frequency Limit (-10 dB Point):

48 Hz

Power Handling:

150 watts continuous (34.6 volts RMS)
300 watts program

Sound Pressure Level, 1 Watt at 1 Meter, Swept Sine Input in Anechoic Environment:

98 dB

Maximum Sound Pressure Level:

120 dB

Radiation Angle Measured at -6 dB Point of Polar Response of Swept Sine Input:

Horizontal Plane:	Vertical Plane:
250—500 Hz 230° \pm 70°	250—500 Hz 230° \pm 70°
500—10,000 Hz 80° \pm 50°	500—10,000 Hz 80° \pm 50°
10,000—16,000 Hz 50° \pm 5°	10,000—16,000 Hz 45° \pm 15°

Directivity Factor Q, 500 Hz—16,000 Hz

Median:
7.9 (+5.6, -5.4)

Directivity Index D_i, 500-16,000 Hz Median:

9.0 dB (+2.3 dB, -5.0 dB)

Transducer Complement:

1-12" woofer
Compression driver coupled to 90° \times 45°
constant directivity horn

Box Tuning Frequency:

48 Hz

Crossover Frequency:

1200 Hz

Crossover Type:

2 way passive

Crossover Slope:

12 dB/octave (2nd order) low pass
18 dB/octave (3rd order) high pass

Impedance (Nominal):

8 ohms

Impedance (Minimal):

6.2 ohms

Input Connections:

Two 10-32 binding post terminals

Enclosure Materials and Finish:

¾" plywood covered with black vinyl

Mounting:

Flying via twelve ½"-13 threaded inserts

Dimensions:

16½" (41.9 cm) W \times 22¼" (56.5 cm) H \times
13" (33.0 cm) D

Net Weight:

45 lbs. (20.5 kg)

DESCRIPTION

The trapezoidal shape of the HV[™] 1200 not only allows both horizontal and vertical mounting, but its unique contour permits two or more enclosures to form a maximum coverage array.

The HV 1200 is a full-range, two-way enclosure designed specifically for permanent installation. The cabinet is constructed of ¾" plywood laminated with a scar-resistant black vinyl, reinforced with 10 gauge steel bracing. A black opaque grille is permanently attached to the baffle to provide component protection and cosmetic appeal. Twelve mounting points are symmetrically located along the gravity center line of the enclosure to allow balanced suspension. The two-way system is comprised of a 12-inch, wide bandwidth, low frequency driver and a compression driver loaded in a constant directivity horn supplying the mid and high frequencies. The frequency spectrum is divided by a two-way passive crossover allowing the drivers to operate in optimum time alignment giving the system a smooth

frequency response from 60 Hz out to 17,000 Hz. As requested by professional sound installers, the HV 1200 incorporates binding post terminals to facilitate secure lead connection.

DIRECTIVITY

Beamwidth and directivity factors are derived from the -6 dB points from the polar plots (see Figure 5) which are measured in a whole space anechoic environment.

These are specifications which provide a reference to the coverage characteristics of the enclosure. These parameters provide insight for proper speaker placement and installation in the chosen environment. The blending of the HV™ 1200 components exhibits a desirable beamwidth and directivity factor (Figures 3 and 4) suitable for all permanent installations.

FREQUENCY RESPONSE

The frequency response of the HV™ 1200 is measured in an anechoic environment at a distance of one meter while using a 2.82 volt logarithmically-swept sine input. This measurement is useful in determining the accuracy in which the enclosure reproduces the input signal. The combination of the high power 12-inch woofer and the constant directivity, high frequency horn results in a flat response as shown in Figure 1.

POWER HANDLING:

There are many different approaches to power handling ratings, the most common being EIA standard RS-426A. The derived shape of this test spectrum was an attempt to simulate the spectral content of contemporary music. Although it does resemble contemporary music, EIA-RS-426A does not contain the same levels of very low frequency material found in live music situations. Very high levels of low frequency material produce distortion and, ultimately, device failure. The presence of this low frequency material will therefore yield lower device ratings than produced by EIA standard RS-426A. Although the Peavey ratings are lower than those produced by the EIA test spectrum, they are far more reliable and will have a direct correlation to real world situations.

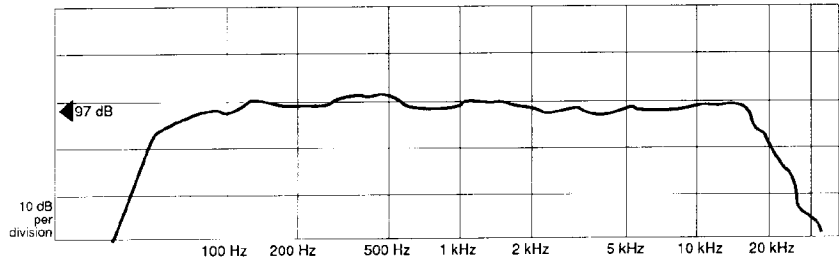


Figure 1. FREQUENCY RESPONSE

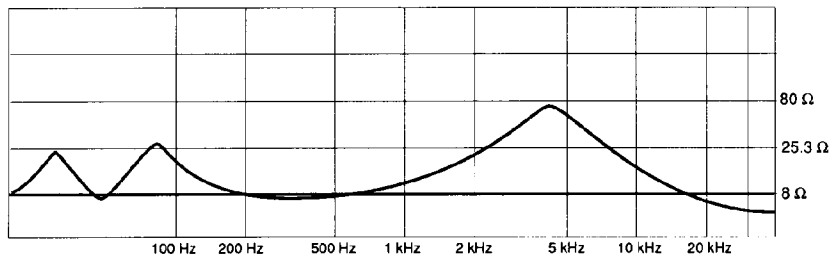


Figure 2. IMPEDANCE

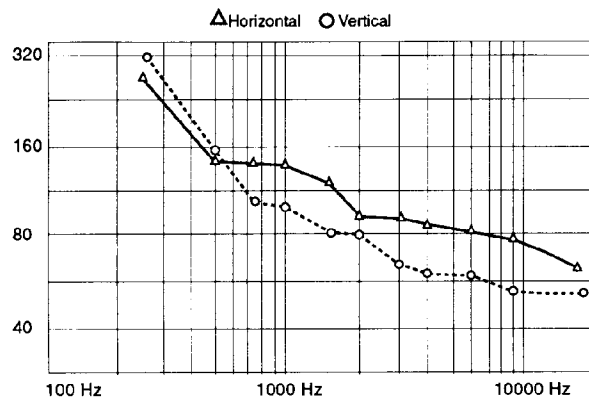


Figure 3. BEAMWIDTH VS. FREQUENCY

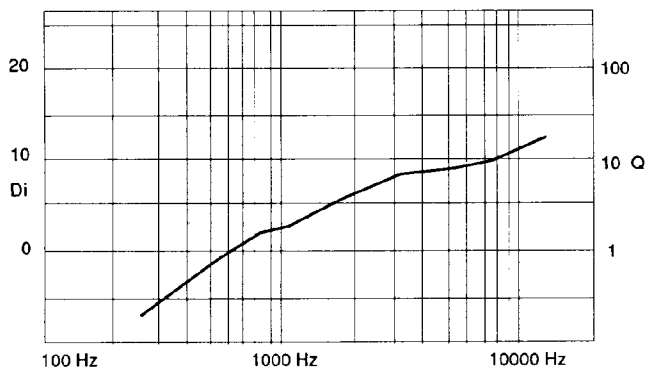
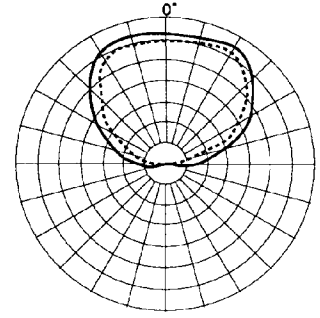
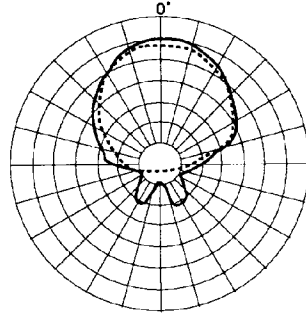
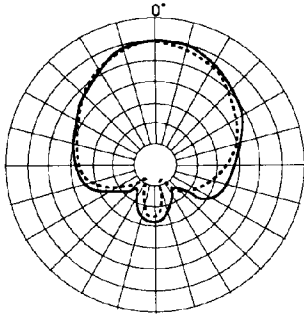


Figure 4. DIRECTIVITY

HORIZONTAL

5 dB per Division



— 500 Hz
- - - 1 kHz

— 2 kHz
- - - 4 kHz

— 8 kHz
- - - 16 kHz

5 dB per Division

VERTICAL

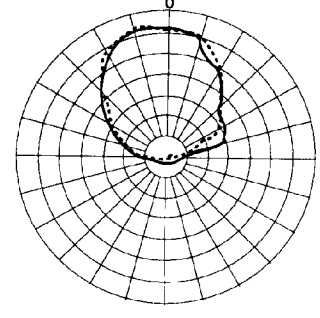
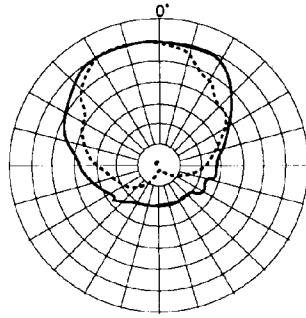
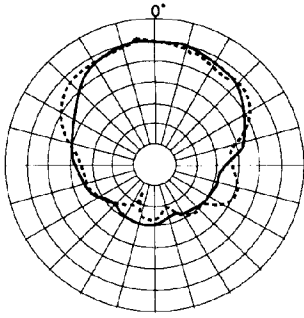
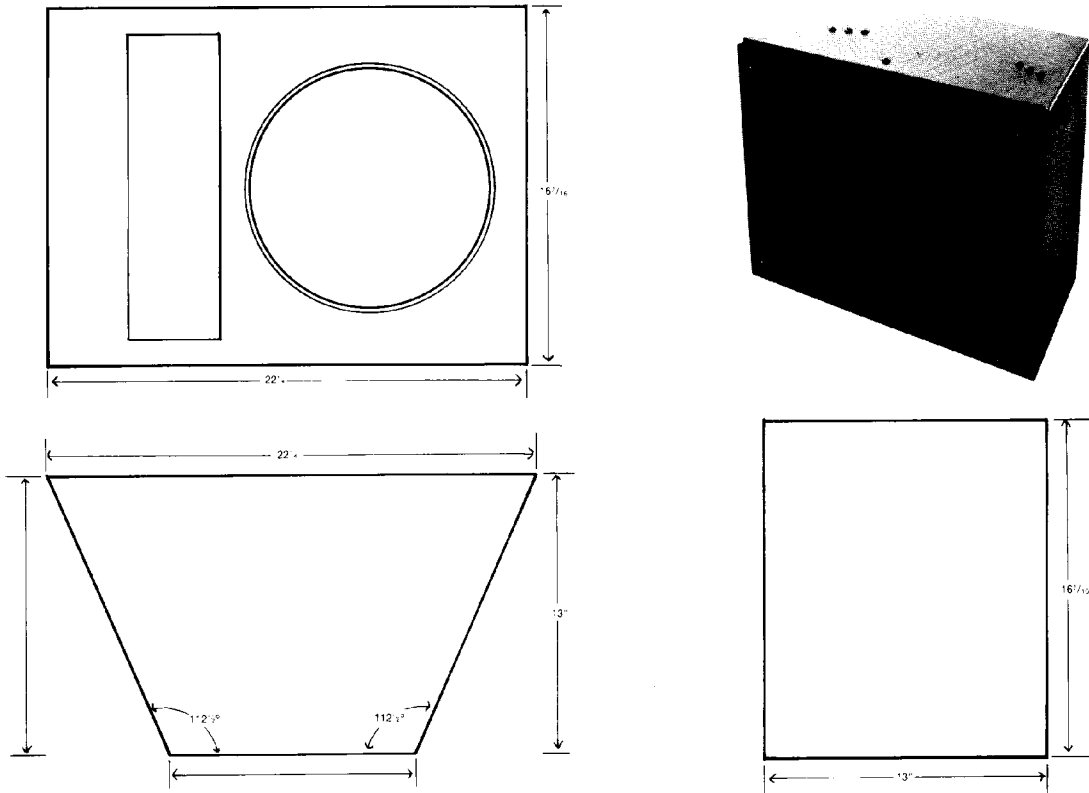


Figure 5. POLAR PATTERNS



MOUNTING

The HV™ 1200 is supplied with twelve ½"-13 threaded inserts symmetrically placed on the gravity center of the enclosure which will allow both vertical and horizontal flying without overstressing the cabinet. The cabinet is reinforced with 10 gauge steel L-brackets which tie all six faces into a sturdy single unit. The grille frame is permanently attached to the baffle to alleviate any possibility of separation of the grille from the baffle.

ARCHITECTURAL AND ENGINEERING SPECIFICATIONS

The loudspeaker system shall have an operating bandwidth of 60 Hz to 17 kHz. The output level shall be 98 dB when measured at a distance of one meter with an input of one watt. The nominal impedance shall be 8 ohms. The continuous power handling shall be 150 watts, maximum program power of 300 watts, with a minimum amplifier headroom of 3 dB. The nominal radiation geometry shall be 90 degrees in the horizontal plane and 45 in the vertical plane. The outside dimensions shall be 16½ inches wide by 22¼ inches high by 13 inches deep. The weight shall be 45 lbs. The loudspeaker system shall be a Peavey Architectural Acoustics Division model HV™ 1200.

LIMITED WARRANTY

Peavey Electronics Corporation warrants to the original purchaser of this new Architectural Acoustics product that it is free from defects in material and workmanship. If within one (1) year from date of purchase a properly installed product proves to be

defective and Peavey is notified, Peavey will repair or replace it at no charge. (Note: Batteries and patch cords not covered.) "Original purchaser" means the customer for whom the product is originally installed.

Damage resulting from improper installation, interconnection of a unit or system of another manufacturer, accident or unreasonable use, neglect or any other cause not arising from defects in material and workmanship is not covered by this warranty. The warranty is valid only as to products purchased and installed in the United States.

THIS LIMITED WARRANTY IS IN LIEU OF ANY AND ALL WARRANTIES, EXPRESS OR IMPLIED, INCLUDING THE IMPLIED WARRANTIES OF MERCHANTABILITY AND FITNESS FOR A PARTICULAR USE. UNDER NO CIRCUMSTANCES WILL PEAVEY BE LIABLE FOR ANY LOST PROFITS, LOST SAVINGS, INCIDENTAL DAMAGES OR CONSEQUENTIAL DAMAGES ARISING OUT OF THE USE OR INABILITY TO USE THE PRODUCT, EVEN IF PEAVEY HAS BEEN ADVISED OF THE POSSIBILITY OF SUCH DAMAGE. THIS LIMITED WARRANTY IS THE ONLY EXPRESS WARRANTY ON THIS PRODUCT, AND NO OTHER STATEMENT, REPRESENTATION, WARRANTY OR AGREEMENT BY ANY PERSON SHALL BE VALID OR BINDING UPON PEAVEY.

Peavey's liability to the original purchaser for damages for any cause whatsoever and regardless of the form of action, is limited to the actual damages up to the greater of Five Hundred Dollars (\$500) or an amount

equal to the purchase price of the product that caused the damage or that is the subject of or is directly related to the cause of action. This limitation of liability will not apply to claims for personal injury or damage to real property or tangible personal property allegedly caused by Peavey's negligence. For information on service under this warranty, call a Peavey customer service representative at (601) 483-5376.

CAUTION: Before attempting to suspend this speaker, consult a certified structural engineer. Speaker can fall from improper suspension, resulting in serious injury and property damage. Other enclosures may be suspended below one HV™ 1200. However, the combined weight of additional enclosures and all cables, clamps and other hardware must not exceed 155 pounds. The HV 1200 weighs 45 pounds and the maximum combined weight suspended from the uppermost mounting bracket assemblies must not exceed 200 pounds. Maximum enclosure angle 45°. Use only ½" forged shoulder machinery eye bolt MIL SPEC MS 51937-5. All associated rigging is the responsibility of others. This speaker system can permanently damage hearing! Use extreme care setting maximum loudness!

MAX POWER:

300W RMS (Program)

IMPEDANCE:

8 Ohms

WEIGHT:

45 Lbs.

Features and specifications are subject to change without notice.

***Peavey Architectural Acoustics Products Are Engineered and Manufactured
in Our Facilities in the U.S.A.***

PEAVEY®
ARCHITECTURAL ACOUSTICS®

A DIVISION OF PEAVEY ELECTRONICS CORPORATION 711 A Street / Meridian, MS 39302-2898 / U.S.A. / Telephone: (601) 483-5376 / Fax: (601) 484-4278 / Telex: 504115